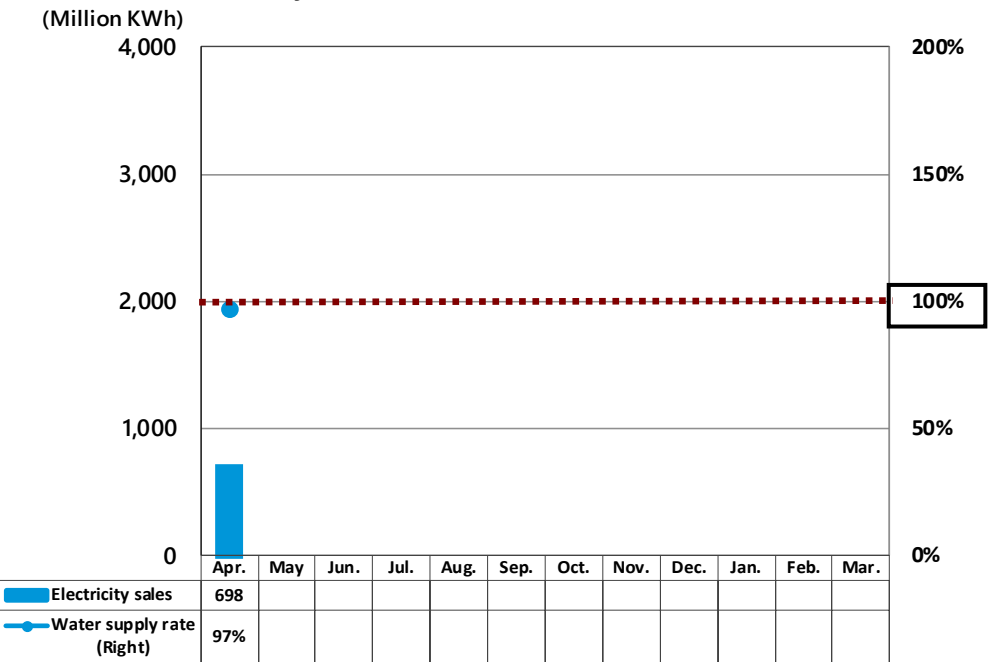


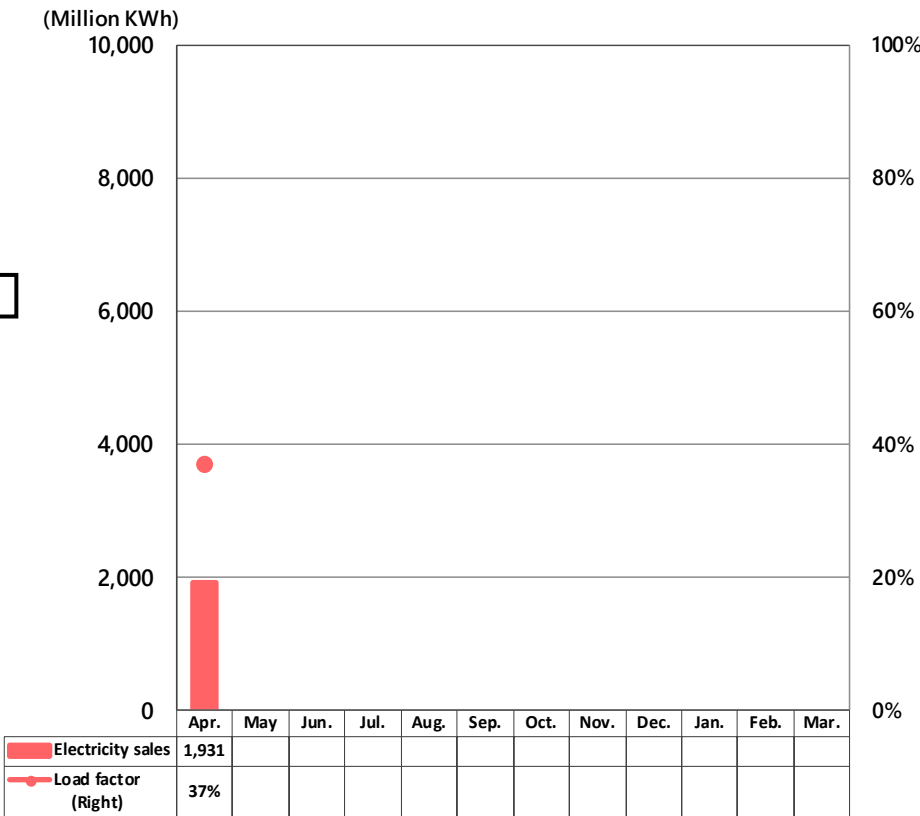
Monthly Electricity Sales: Domestic Power Generation Business



▶ **Hydroelectric Power:**
Apr. 2025 Results
Water supply rate \Rightarrow 97%
Electricity sales \Rightarrow 0.6B kWh




▶ **Thermal Power:**
Apr. 2025 Results
Load factor \Rightarrow 37%
Electricity sales \Rightarrow 1.9B kWh



*Thermal power electricity sales are consolidated result while load factor is non-consolidated result.

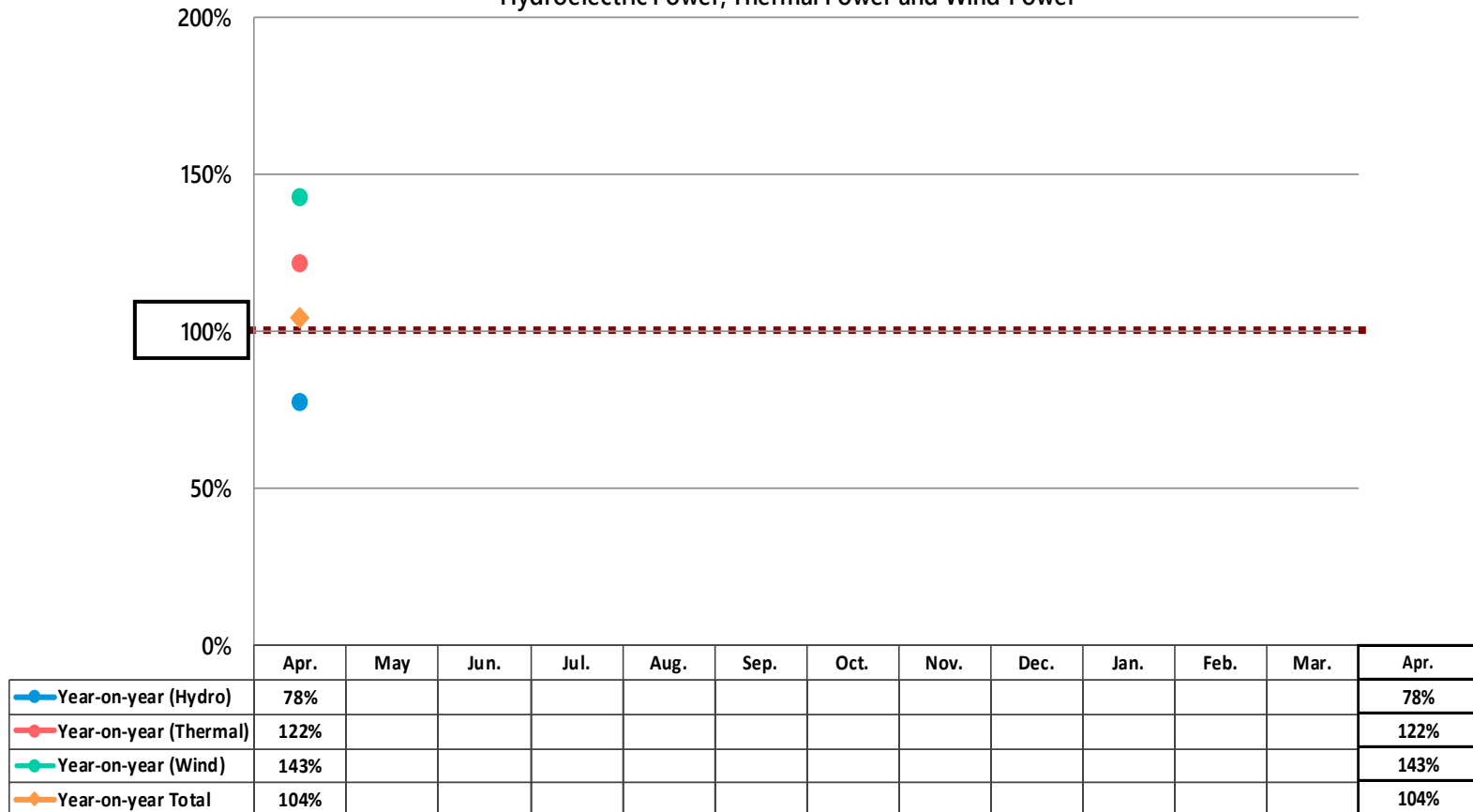
▶ **Wind Power: Apr. 2025 Results**
Electricity sales \Rightarrow 0.11B kWh



*Figures are tentative and may be revised afterwards.

▶ April 2025 Total Results ⇒ 3.8B kWh

Year-on-year Comparison of Monthly Electricity Sales:
Hydroelectric Power, Thermal Power and Wind Power



*Figures are tentative and may be revised afterwards.

*Total volume includes electricity sales volume of hydro, thermal, wind and electricity purchased from external sources.

Domestic Electricity Sales Forecast*



(Unit: 100 million kWh)				
	FY2025	FY2024	Year-on-year change	
	Forecast (Apr.-Mar.)	Results (Apr.-Mar.)	Increase/ Decrease	Increase/ Decrease (%)
Hydroelectric Power	93	86	7	8.1%
Water supply rate (%)	100%	91%	9 points	-
Thermal Power	416	412	4	1.0%
Load factor (%)	69%	58%	11 points	-
Wind Power	13	13	0	0.0%
Total	522	512	9	1.9%

※The forecast was released on May 9, 2025.