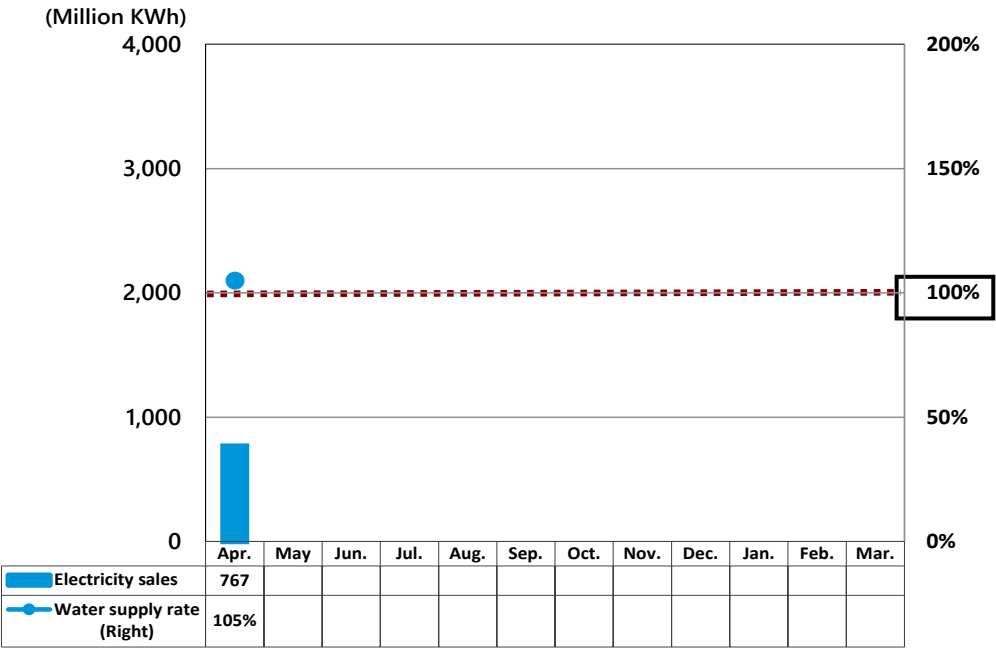


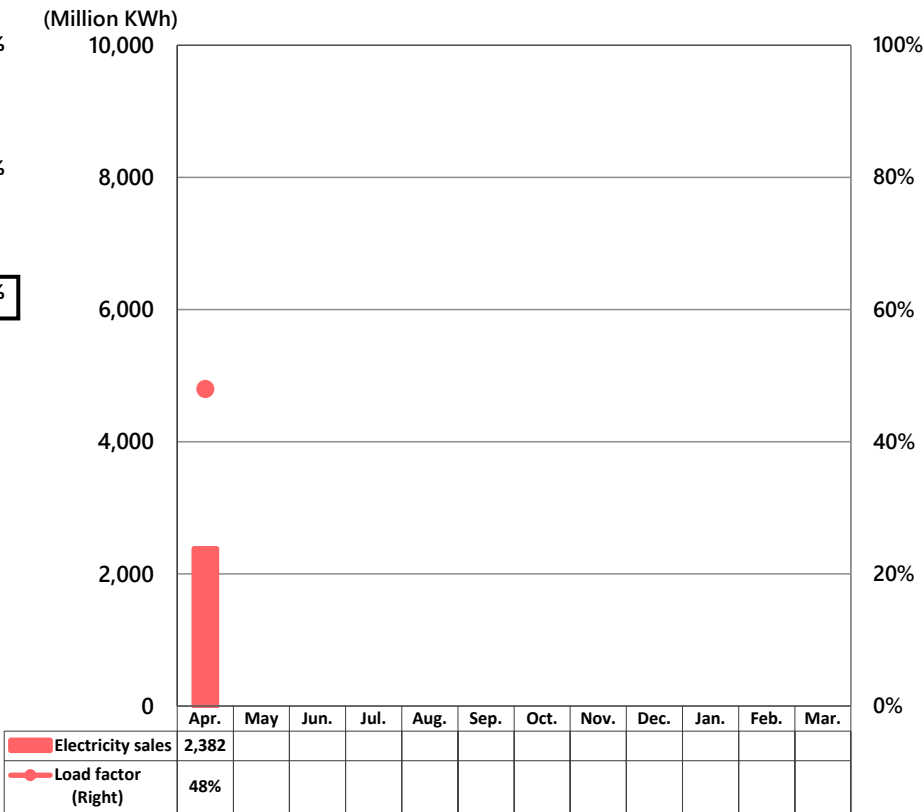
Monthly Electricity Sales: Domestic Power Generation Business



▶ **Hydroelectric Power:**
Apr. 2026 Results
Water supply rate \Rightarrow 105%
Electricity sales \Rightarrow 0.7B kWh




▶ **Thermal Power:**
Apr. 2026 Results
Load factor \Rightarrow 48%
Electricity sales \Rightarrow 2.3B kWh



*Thermal power electricity sales are consolidated result while load factor is non-consolidated result.

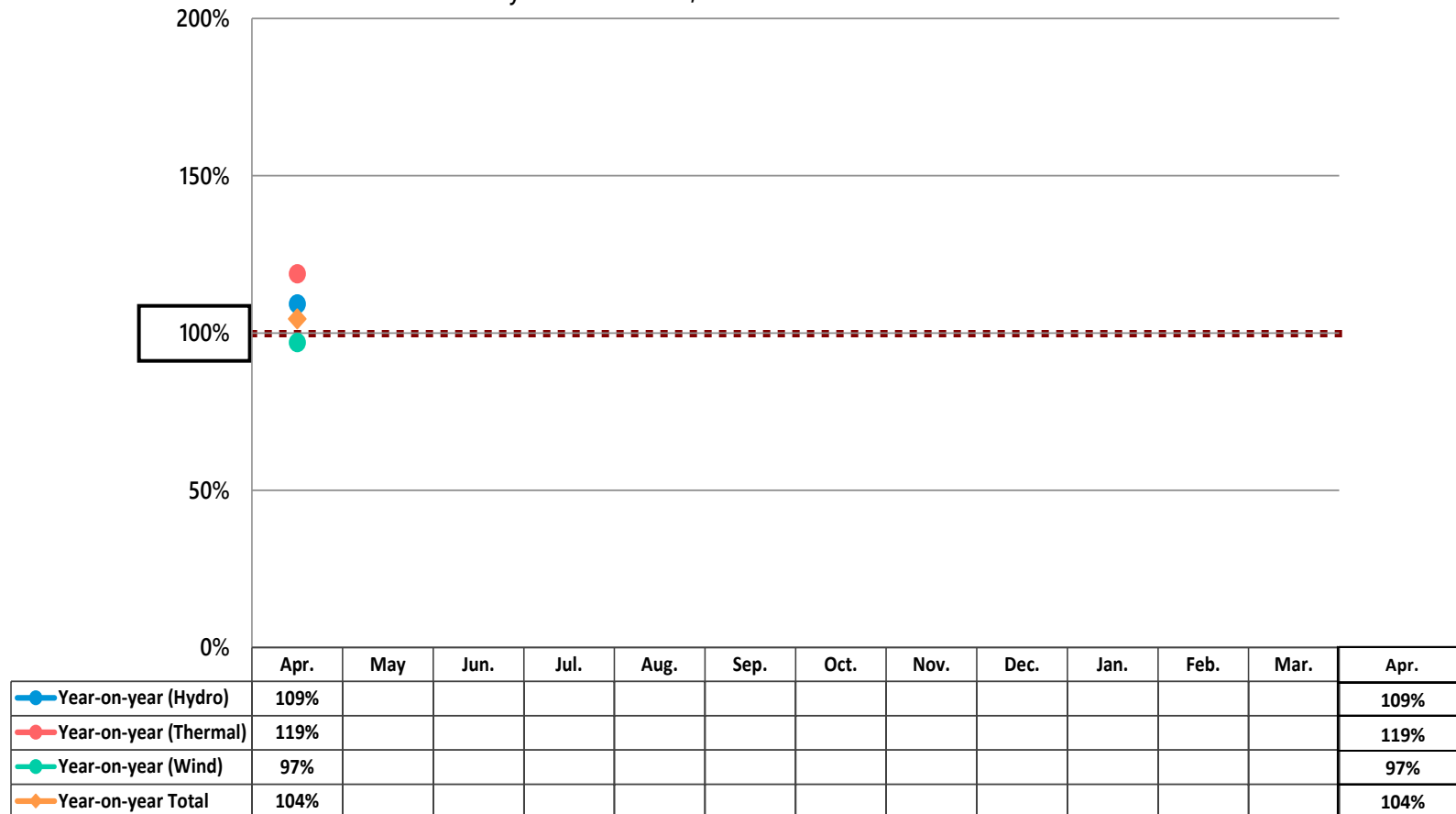
▶ **Wind Power: Apr. 2026 Results**
Electricity sales \Rightarrow 0.11B kWh



*Figures are tentative and may be revised afterwards.

▶ April 2026 Total Results ⇒ 4.1B kWh

Year-on-year Comparison of Monthly Electricity Sales:
Hydroelectric Power, Thermal Power and Wind Power



*Figures are tentative and may be revised afterwards.

*Total volume includes electricity sales volume of hydro, thermal, wind and electricity purchased from external sources.

Domestic Electricity Sales Forecast*



			(Unit: 100 million kWh)	
	FY2026	FY2025	Year-on-year change	
	Forecast (Apr.-Mar.)	Results (Apr.-Mar.)	Increase/ Decrease	Increase/ Decrease (%)
Hydroelectric Power	88	83	4	5.6%
Water supply rate (%)	100%	88%	12 points	-
Thermal Power	436	418	17	4.1%
Load factor (%)	73%	67%	6 points	-
Wind Power	14	13	0	4.4%
Total	538	515	22	4.3%

※The forecast was released on May 12, 2026.