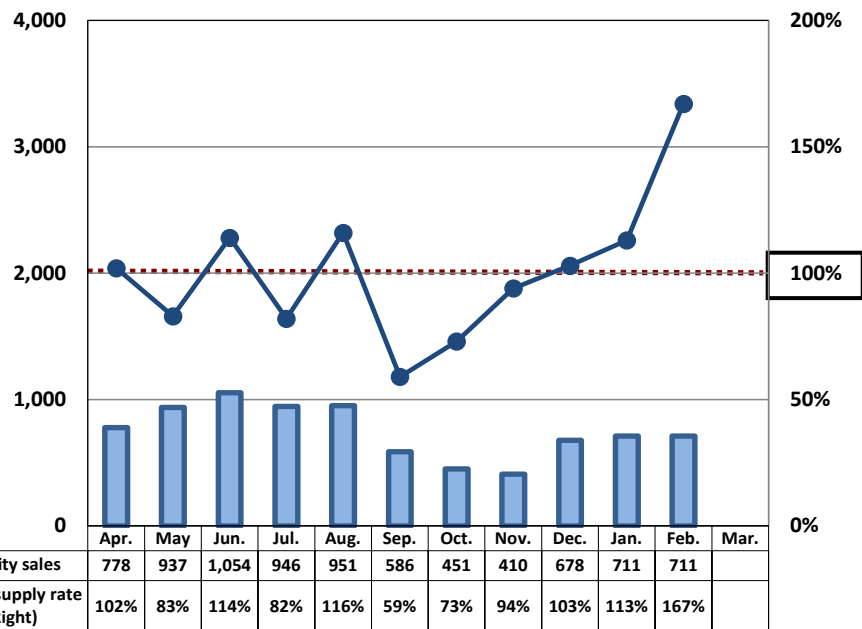


Monthly Electricity Sales: Domestic Power Generation Business



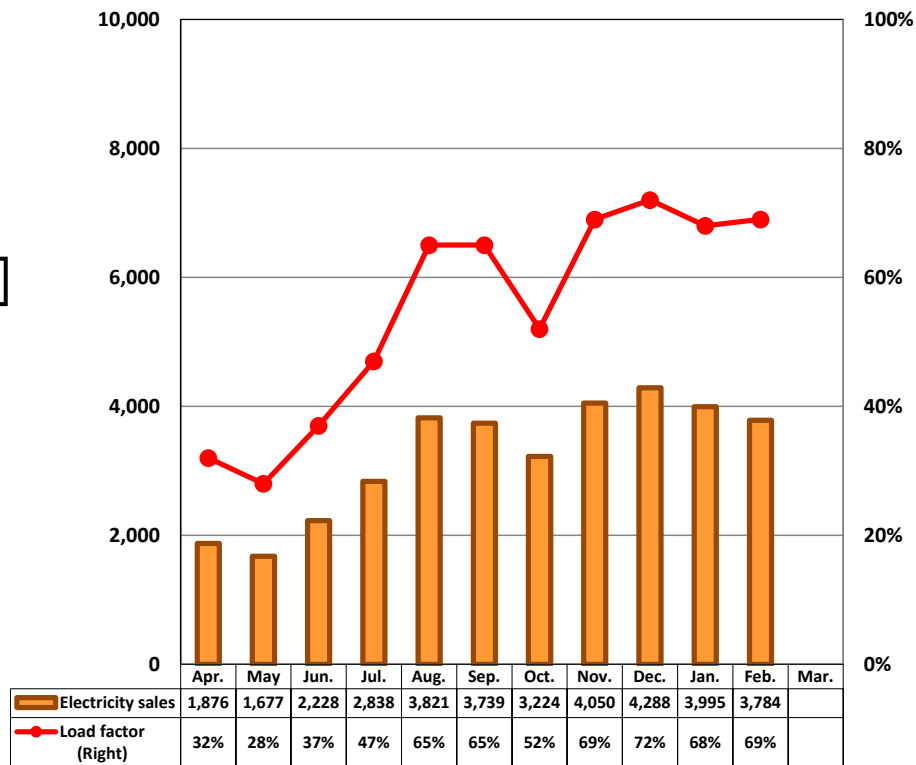
▶ **Hydroelectric Power:**
Apr. 2023 - Feb. 2024 Results (cumulative)
 Water supply rate ⇒ 95%
 Electricity sales ⇒ 8.2B kWh

(Million KWh)



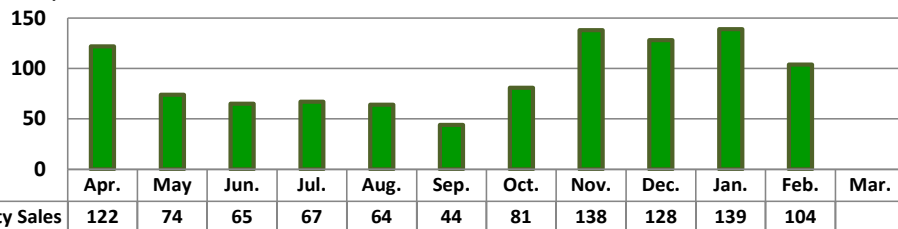
▶ **Thermal Power:**
Apr. 2023 - Feb. 2024 Results (cumulative)
 Load factor ⇒ 55%
 Electricity sales ⇒ 35.5B kWh

(Million KWh)



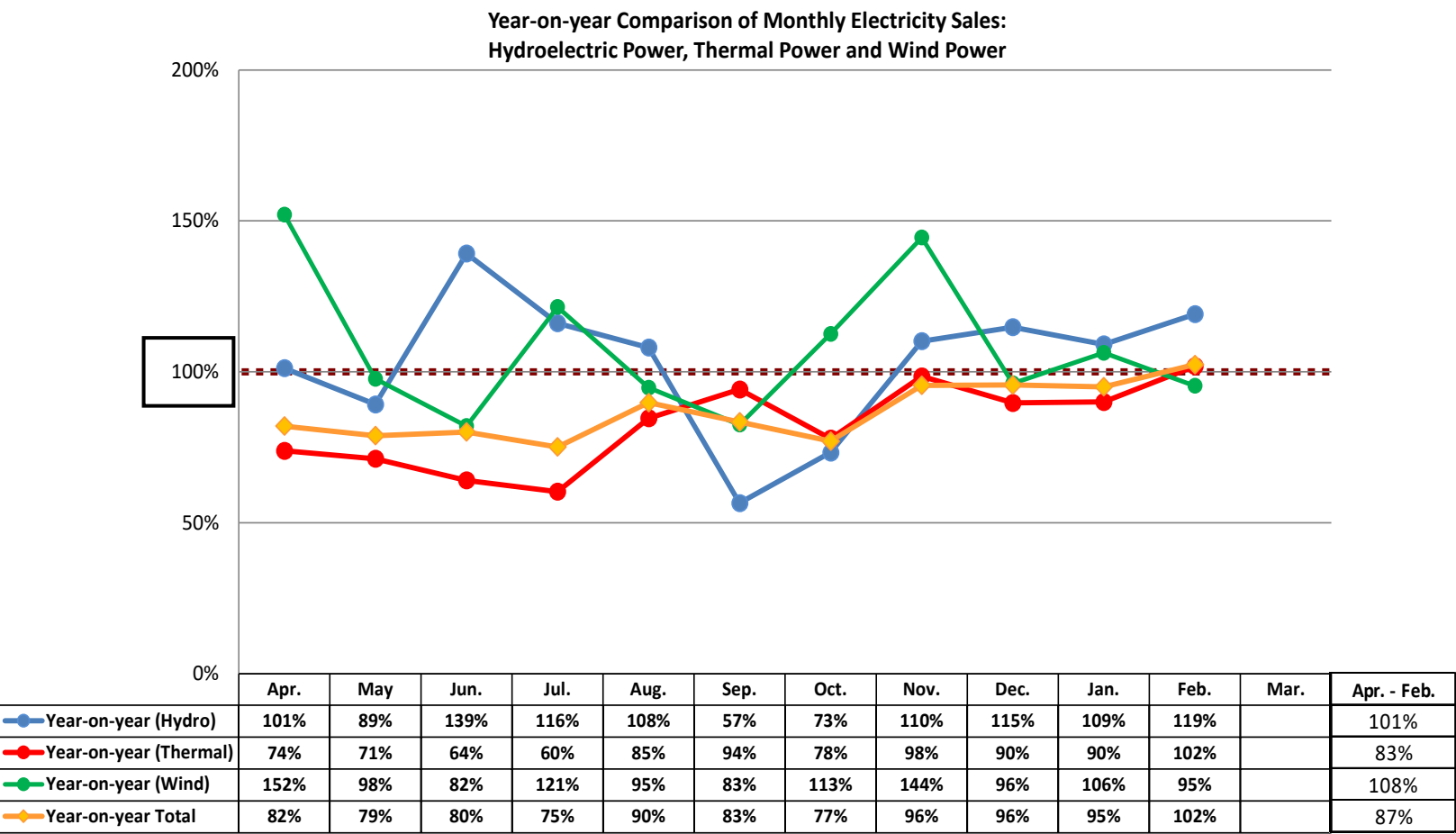
▶ **Wind Power: Apr. 2023 - Feb. 2024 Results (cumulative)**
 Electricity sales ⇒ 1.03B kWh

(Million KWh)



*Thermal power electricity sales are consolidated result while load factor is non-consolidated result.

► April 2023 - February 2024 Total Results ⇒ 55.3B kWh



* Figures are tentative and may be revised afterwards.

* Total volume includes electricity sales volume of hydro, thermal, wind and electricity purchased from external sources.

Domestic Electricity Sales Forecast*



| | FY2023 Forecast (Apr.-Mar.) | FY2022 Results (Apr.-Mar.) | (Unit: 100 million kWh) | |
|-----------------------|-----------------------------------|----------------------------------|-------------------------|------------------------------|
| | | | Year-on-year change | |
| | | | Increase/ Decrease | Increase/ Decrease (%) |
| Hydroelectric Power | 90 | 88 | 1 | 1.7% |
| Water supply rate (%) | 95% | 94% | 1 point | - |
| Thermal Power | 401 | 456 | (55) | (12.2)% |
| Load factor (%) | 57% | 65% | (8) points | - |
| Wind Power | 11 | 10 | 1 | 12.1% |
| Total | 503 | 556 | (52) | (9.5)% |

※The forecast was revised on Oct. 31, 2023.