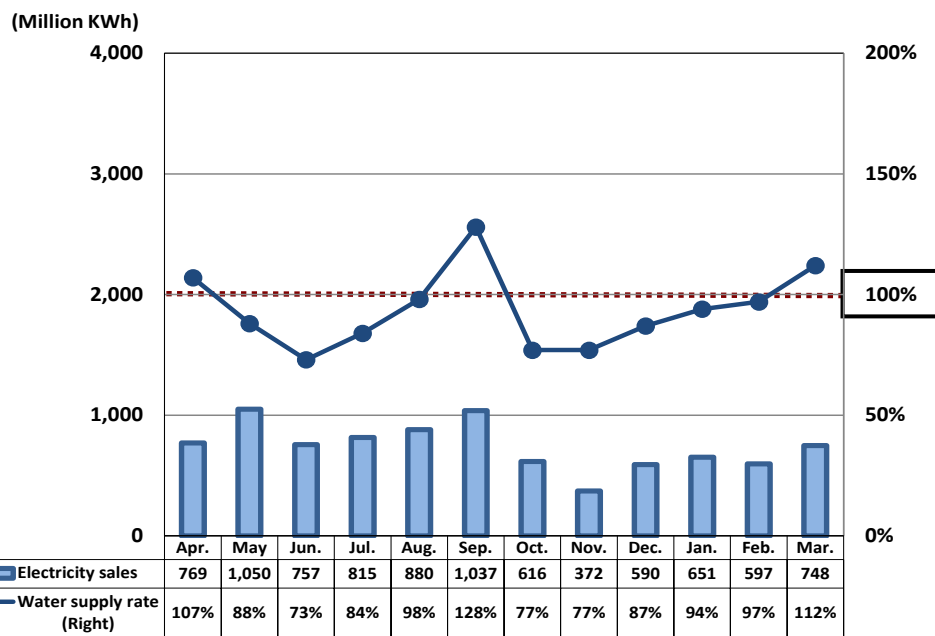


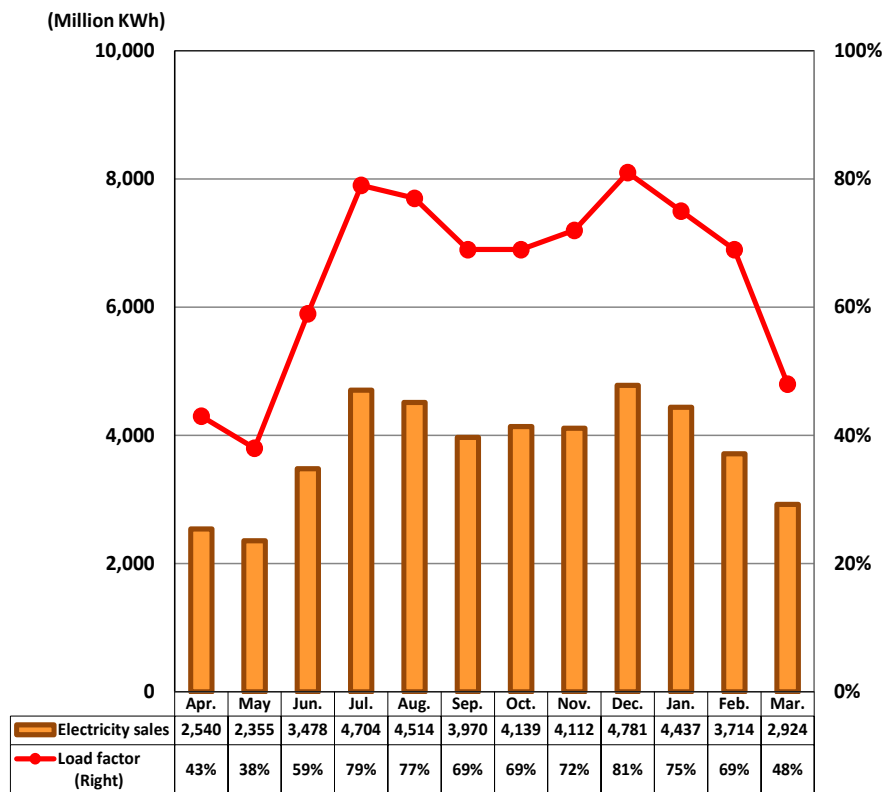
# Monthly Electricity Sales: Domestic Power Generation Business



▶ **Hydroelectric Power:**  
 Apr. 2022 - Mar. 2023 Results (cumulative)  
 Water supply rate ⇒ 94%  
 Electricity sales ⇒ 8.8B kWh

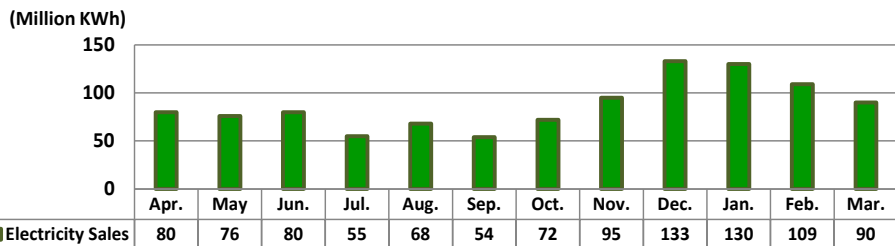


▶ **Thermal Power:**  
 Apr. 2022 - Mar. 2023 Results (cumulative)  
 Load factor ⇒ 65%  
 Electricity sales ⇒ 45.6B kWh



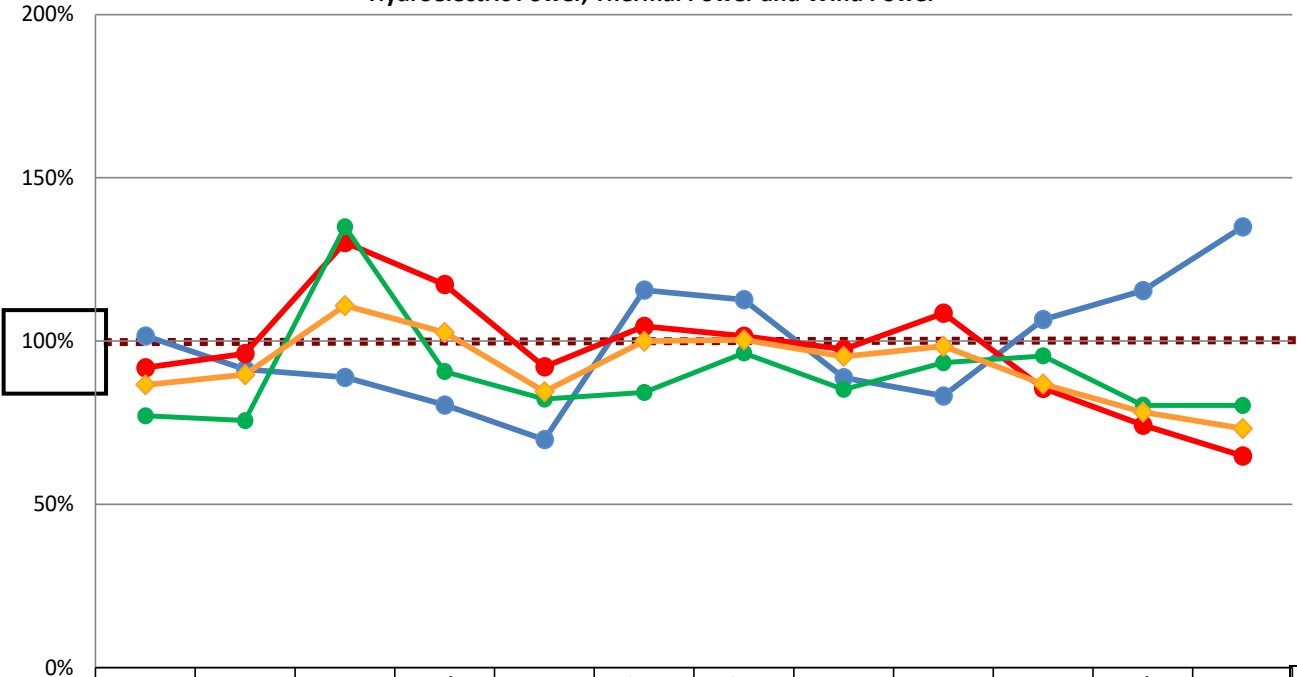
\*Thermal power electricity sales are consolidated result while load factor is non-consolidated result.

▶ **Wind Power: Apr. 2022 - Mar. 2023 Results (cumulative)**  
 Electricity sales ⇒ 1.04B kWh



▶ **April 2022 - March 2023 Total Results (cumulative) ⇒ 68.4B kWh**

Year-on-year Comparison of Monthly Electricity Sales:  
Hydroelectric Power, Thermal Power and Wind Power



	Apr.	May	Jun.	Jul.	Aug.	Sep.	Oct.	Nov.	Dec.	Jan.	Feb.	Mar.	Apr. - Mar.
Year-on-year (Hydro)	102%	91%	89%	80%	70%	116%	113%	89%	83%	107%	115%	135%	96%
Year-on-year (Thermal)	92%	96%	130%	117%	92%	105%	102%	97%	109%	86%	74%	65%	95%
Year-on-year (Wind)	77%	76%	135%	91%	82%	84%	96%	85%	93%	95%	80%	80%	88%
Year-on-year Total	87%	90%	111%	103%	85%	100%	100%	95%	98%	87%	78%	73%	92%

\* Figures are tentative and may be revised afterwards.

\* Total volume includes electricity sales volume of hydro, thermal, wind and electricity purchased from external sources.